




**M.J. PALLEJA**  
**Evaluation of Instruction Program Report**  
 22F: ECON 1 QIZ 1H: PRIN OF ECONOMICS  
 No. of responses = 11  
 Enrollment = 22  
 Response Rate = 50%

1. Background Information:

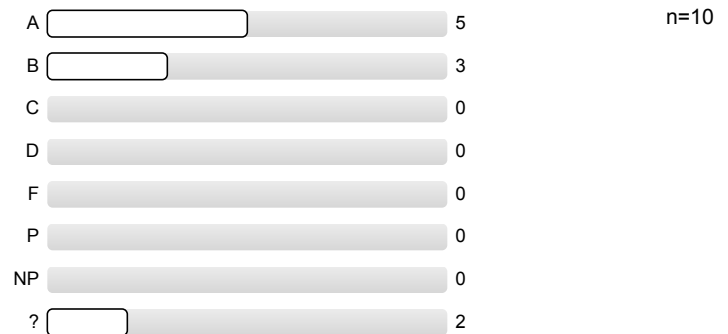
1.1) Year in School:




1.2) UCLA GPA:



1.3) Expected Grade:

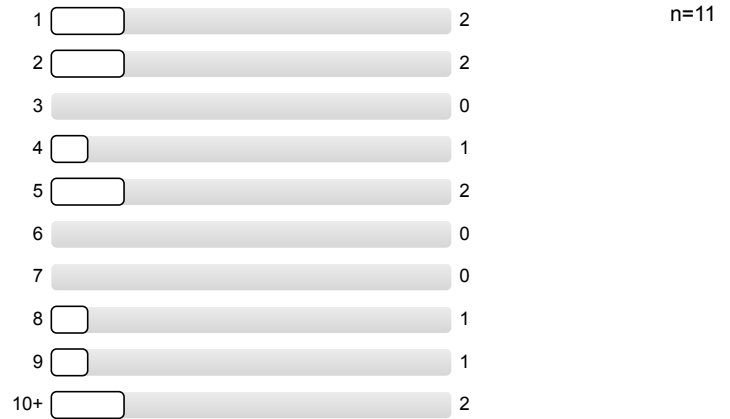


1.4) What requirements does this course fulfill?




2. Preliminary Questions:

2.1) Approximately how many times did you attend the assigned section?



2.2) If you primarily attended a section that is not assigned to you, what was your primary reason for doing so?

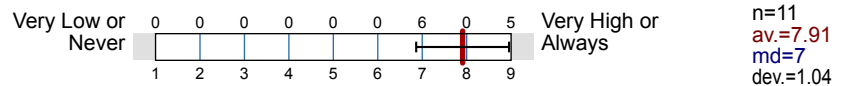


2.3) You saw the TA of the assigned section attending lectures.

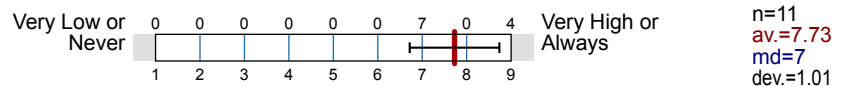


3. To What Extent Do You Feel That:

3.1) Teaching Assistant Knowledge - The T.A. was knowledgeable about the material.



3.2) Teaching Assistant Concern - The T.A. was concerned about student learning.

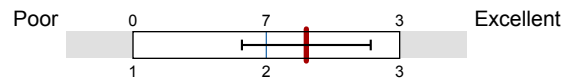


3.3)	Organization - Section presentations were well prepared and organized.		n=11 av.=7.73 md=7 dev.=1.1
3.4)	Scope - The teaching assistant expanded on course ideas.		n=11 av.=8 md=8 dev.=1
3.5)	Interaction - Students felt welcome in seeking help in or outside of the class.		n=11 av.=7.91 md=7 dev.=1.04
3.6)	Communication Skills - The teaching assistant had good communication skills.		n=11 av.=7.73 md=7 dev.=1.1
3.7)	Value - The overall value of the sections justified your time and effort.		n=11 av.=7.91 md=8 dev.=0.94
3.8)	Overall - What is your overall rating of the teaching assistant?		n=11 av.=8 md=8 dev.=0.89

4. Your View of Section Characteristics:

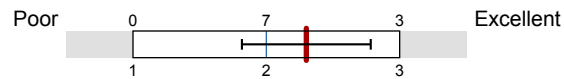
4.1)	Difficulty (relative to other courses)		n=11 av.=1.91 md=2 dev.=0.3
4.2)	Workload/pace was		n=11 av.=2 md=2 dev.=0
4.3)	Integration of section with course was		n=11 av.=2.18 md=2 dev.=0.6
4.4)	Texts, required readings		n=9 av.=2.11 md=2 dev.=0.33 ab.=2

## 4.5) Homework assignments



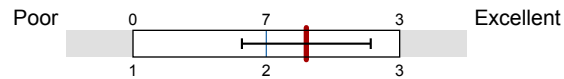
n=10  
 av.=2.3  
 md=2  
 dev.=0.48  
 ab.=1

## 4.6) Graded materials, examinations



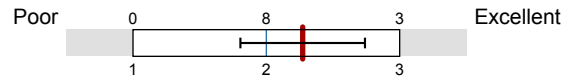
n=10  
 av.=2.3  
 md=2  
 dev.=0.48  
 ab.=1

## 4.7) Lecture presentations



n=10  
 av.=2.3  
 md=2  
 dev.=0.48  
 ab.=1

## 4.8) Class discussions



n=11  
 av.=2.27  
 md=2  
 dev.=0.47

## 5. Comments:

- 5.1) Please identify what you perceive to be the real strengths and weaknesses of this teaching assistant and course.
- Mr. Palleja was extremely knowledgeable about the course material. As such, he was able to touch on and further expand on topics that the professor may have quickly gone over in the lecture. Moreover, Mr. Palleja was extremely focused on everyone's personal struggles about a certain topic and went above and beyond to simplify the course as best he could.
  - Our TA is good at teaching and help me learn economics better.
  - TA is very helpful/knowledgeable during discussion sections and is a cool guy to discuss with.
  - The teaching assistant had a clear understanding of the course content and was able to clearly and simply explain critical topics. They cared for student performance and would take their time to explain any problems student need help on and would host exam review sessions! Overall this TA was supportive and helpful.
  - The teaching assistant was knowledgeable and expanded on the class concepts well. I rarely attended discussion section because I already had a good grasp of the material based on attending lecture. However, the TA was a good communicator and I would recommend him.
  - Wants students to learn and engage with students about topic.
  - strengths: helpful in reviewing sessions for midterm  
 weakness: sometimes he talks to fast

# Profile

Subunit: **ECON**  
 Name of the instructor: **M.J. PALLEJA**  
 Name of the course: **22F: ECON 1 QIZ 1H: PRIN OF ECONOMICS**  
 (Name of the survey)

Values used in the profile line: Mean

### 3. To What Extent Do You Feel That:

3.1) Teaching Assistant Knowledge - The T.A. was knowledgeable about the material.	Very Low or Never									Very High or Always	n=11	av.=7.91
3.2) Teaching Assistant Concern - The T.A. was concerned about student learning.	Very Low or Never									Very High or Always	n=11	av.=7.73
3.3) Organization - Section presentations were well prepared and organized.	Very Low or Never									Very High or Always	n=11	av.=7.73
3.4) Scope - The teaching assistant expanded on course ideas.	Very Low or Never									Very High or Always	n=11	av.=8.00
3.5) Interaction - Students felt welcome in seeking help in or outside of the class.	Very Low or Never									Very High or Always	n=11	av.=7.91
3.6) Communication Skills - The teaching assistant had good communication skills.	Very Low or Never									Very High or Always	n=11	av.=7.73
3.7) Value - The overall value of the sections justified your time and effort.	Very Low or Never									Very High or Always	n=11	av.=7.91
3.8) Overall - What is your overall rating of the teaching assistant?	Very Low or Never									Very High or Always	n=11	av.=8.00

### 4. Your View of Section Characteristics:

4.1) Difficulty (relative to other courses)	Low									High	n=11	av.=1.91
4.2) Workload/pace was	Too Slow									Too Much	n=11	av.=2.00
4.3) Integration of section with course was	Poor									Excellent	n=11	av.=2.18
4.4) Texts, required readings	Poor									Excellent	n=9	av.=2.11
4.5) Homework assignments	Poor									Excellent	n=10	av.=2.30
4.6) Graded materials, examinations	Poor									Excellent	n=10	av.=2.30
4.7) Lecture presentations	Poor									Excellent	n=10	av.=2.30
4.8) Class discussions	Poor									Excellent	n=11	av.=2.27