





**M.J. PALLEJA**  
**Evaluation of Instruction Program Report**  
 21W: ECON 106VL LAB 2B: INVESTMENTS LAB  
 No. of responses = 5  
 Enrollment = 23  
 Response Rate = 21.74%

1. Background Information:

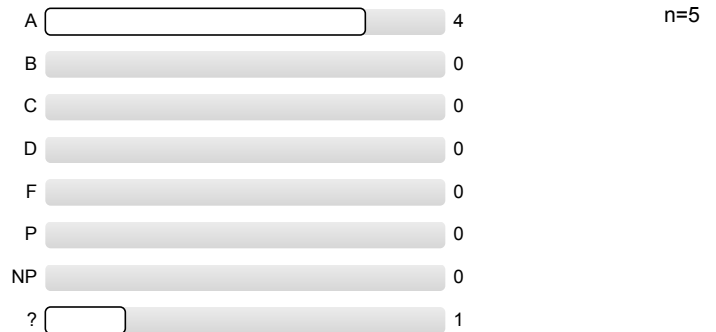
1.1) Year in School:




1.2) UCLA GPA:



1.3) Expected Grade:




1.4) What requirements does this course fulfill?




2. Preliminary Questions:

2.1) Approximately how many times did you attend the section?

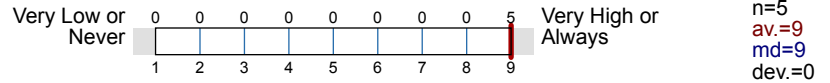


2.2) You saw the teaching assistant attending lectures.

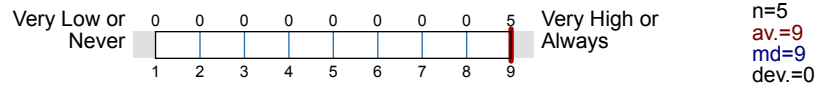


3. To What Extent Do You Feel That:

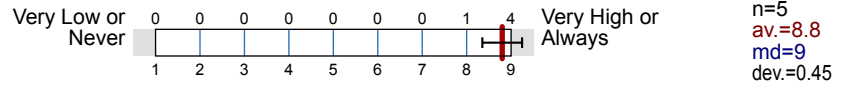
3.1) Teaching Assistant Knowledge - The T.A. was knowledgeable about the material.



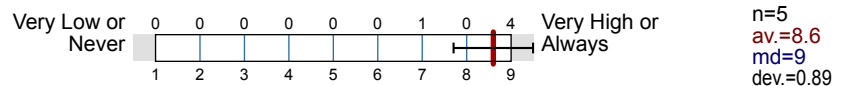
3.2) Teaching Assistant Concern - The T.A. was concerned about student learning.



3.3) Organization - Section presentations were well prepared and organized.



3.4) Scope - The teaching assistant expanded on course ideas.



- 3.5) Interaction - Students felt welcome in seeking help in or outside of the class. n=5  
av.=9  
md=9  
dev.=0
- 3.6) Communication Skills - The teaching assistant had good communication skills. n=5  
av.=9  
md=9  
dev.=0
- 3.7) Presentation - Your presentation or your group's presentation benefited from the help of the teaching assistant. n=5  
av.=8.8  
md=9  
dev.=0.45
- 3.8) Data Analysis - The teaching assistant helped you develop data analysis skills. n=5  
av.=9  
md=9  
dev.=0
- 3.9) Value - The overall value of the sections justified your time and effort. n=5  
av.=8.8  
md=9  
dev.=0.45
- 3.10) Overall - What is your overall rating of the teaching assistant? n=5  
av.=9  
md=9  
dev.=0

4. Your View of Section Characteristics:

- 4.1) Difficulty (relative to other courses) n=4  
av.=2  
md=2  
dev.=0  
ab.=1
- 4.2) Workload/pace was n=4  
av.=2  
md=2  
dev.=0  
ab.=1
- 4.3) Integration of section with course was n=5  
av.=3  
md=3  
dev.=0

## 4.4) Texts, required readings



n=4  
 av.=3  
 md=3  
 dev.=0  
 ab.=1

## 4.5) Homework assignments



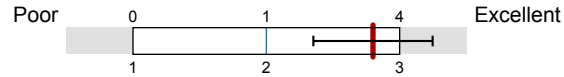
n=4  
 av.=3  
 md=3  
 dev.=0  
 ab.=1

## 4.6) Graded materials, examinations



n=5  
 av.=3  
 md=3  
 dev.=0

## 4.7) Lecture presentations



n=5  
 av.=2.8  
 md=3  
 dev.=0.45

## 4.8) Class discussions



n=4  
 av.=3  
 md=3  
 dev.=0  
 ab.=1

## 5. Comments:

5.1) Please identify what you perceive to be the real strengths and weaknesses of this teaching assistant and course.

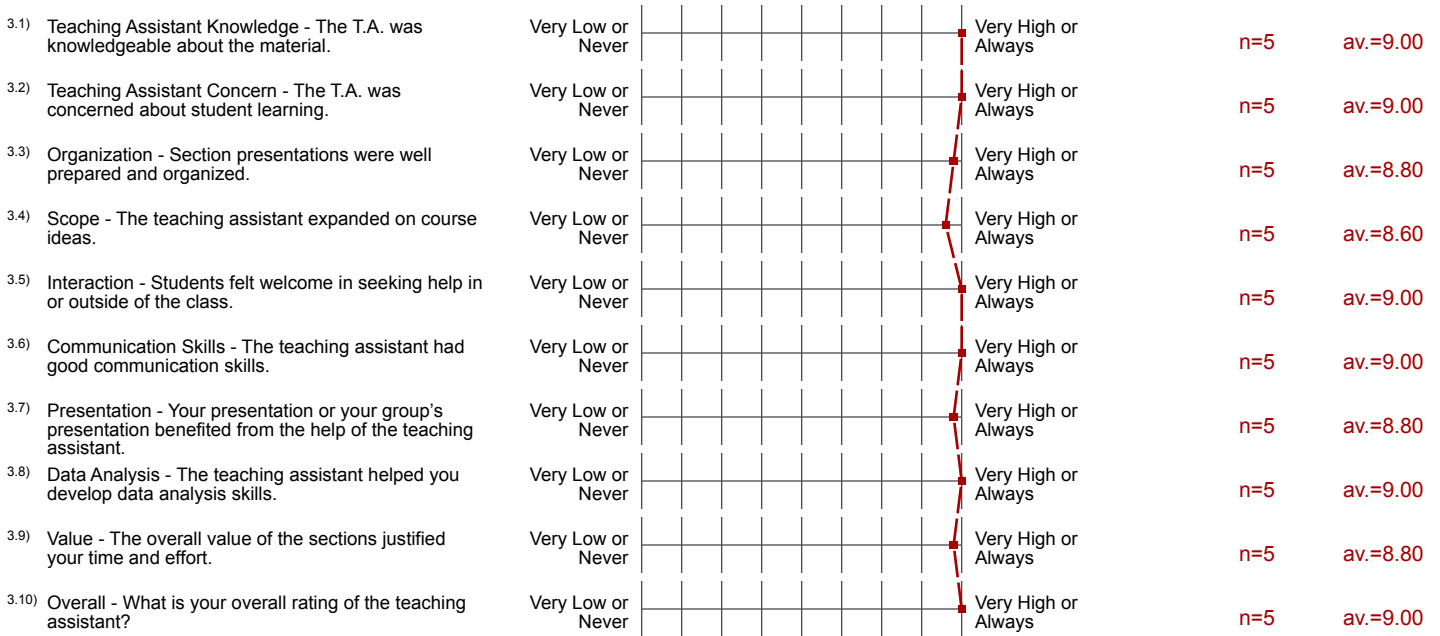
- Mariano is a great TA. Besides how knowledgeable he is, he is also very organized and is always looking out for students interests by making sure we have all the resources needed to succeed in the class
- Nano was always really helpful explaining concepts and content for lab assignments.
- The TA was really responsive to emails about questions we had regarding the lab projects, problem sets or content from the lecture. He was also very helpful and ensured that we had a good understanding of the material when he was explaining the material to us. His lab sections were organized and clear.

# Profile

Subunit: **ECON**  
 Name of the instructor: **M.J. PALLEJA**  
 Name of the course: **21W: ECON 106VL LAB 2B: INVESTMENTS LAB**  
 (Name of the survey)

Values used in the profile line: Mean

### 3. To What Extent Do You Feel That:



### 4. Your View of Section Characteristics:

