





M.J. PALLEJA
Evaluation of Instruction Program Report
 21F: ECON 102 DIS 1R: MACRO ECON THEORY
 No. of responses = 4
 Enrollment = 17
 Response Rate = 23.53%

1. Background Information:

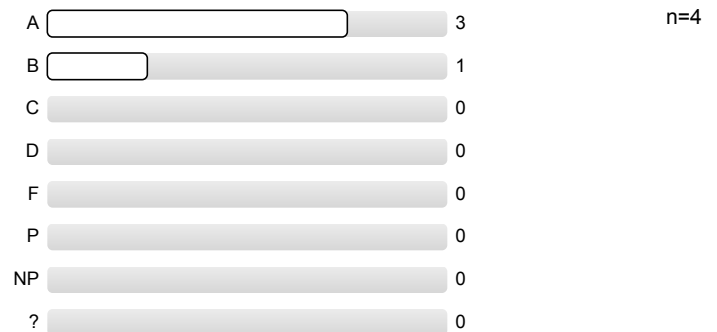
1.1) Year in School:




1.2) UCLA GPA:



1.3) Expected Grade:

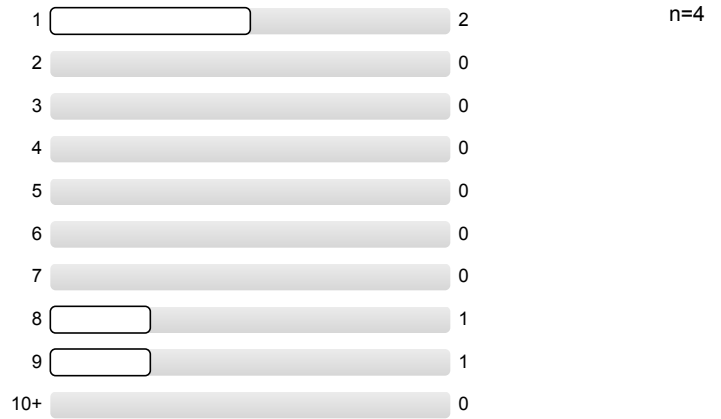


1.4) What requirements does this course fulfill?




2. Preliminary Questions:


2.1) Approximately how many times did you attend the assigned section?



2.2) If you primarily attended a section that is not assigned to you, what was your primary reason for doing so?

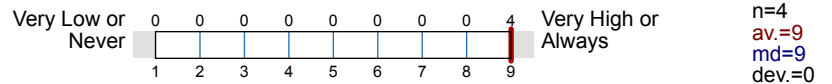


2.3) You saw the TA of the assigned section attending lectures.

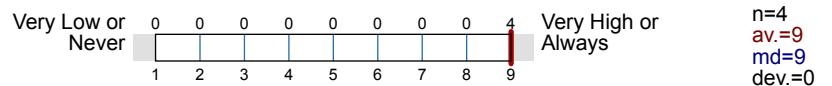


3. To What Extent Do You Feel That:

3.1) Teaching Assistant Knowledge - The T.A. was knowledgeable about the material.



3.2) Teaching Assistant Concern - The T.A. was concerned about student learning.

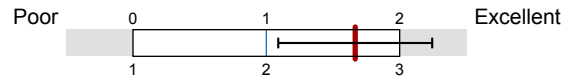


3.3)	Organization - Section presentations were well prepared and organized.	Very Low or Never	0 0 0 0 0 0 0 0 4 1 2 3 4 5 6 7 8 9	Very High or Always	n=4 av.=9 md=9 dev.=0
3.4)	Scope - The teaching assistant expanded on course ideas.	Very Low or Never	0 0 0 0 0 0 0 0 4 1 2 3 4 5 6 7 8 9	Very High or Always	n=4 av.=9 md=9 dev.=0
3.5)	Interaction - Students felt welcome in seeking help in or outside of the class.	Very Low or Never	0 0 0 0 0 0 0 0 4 1 2 3 4 5 6 7 8 9	Very High or Always	n=4 av.=9 md=9 dev.=0
3.6)	Communication Skills - The teaching assistant had good communication skills.	Very Low or Never	0 0 0 0 0 0 0 0 4 1 2 3 4 5 6 7 8 9	Very High or Always	n=4 av.=9 md=9 dev.=0
3.7)	Value - The overall value of the sections justified your time and effort.	Very Low or Never	0 0 0 0 0 0 0 0 4 1 2 3 4 5 6 7 8 9	Very High or Always	n=4 av.=9 md=9 dev.=0
3.8)	Overall - What is your overall rating of the teaching assistant?	Very Low or Never	0 0 0 0 0 0 0 0 4 1 2 3 4 5 6 7 8 9	Very High or Always	n=4 av.=9 md=9 dev.=0

4. Your View of Section Characteristics:

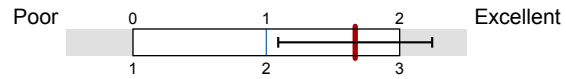
4.1)	Difficulty (relative to other courses)	Low	0 4 0 1 2 3	High	n=4 av.=2 md=2 dev.=0
4.2)	Workload/pace was	Too Slow	0 4 0 1 2 3	Too Much	n=4 av.=2 md=2 dev.=0
4.3)	Integration of section with course was	Poor	0 1 3 1 2 3	Excellent	n=4 av.=2.75 md=3 dev.=0.5
4.4)	Texts, required readings	Poor	0 1 1 1 2 3	Excellent	n=2 av.=2.5 md=2.5 dev.=0.71 ab.=2

4.5) Homework assignments



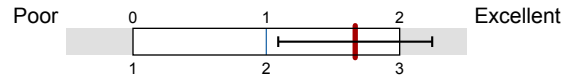
n=3
 av.=2.67
 md=3
 dev.=0.58
 ab.=1

4.6) Graded materials, examinations



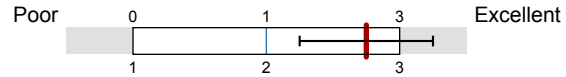
n=3
 av.=2.67
 md=3
 dev.=0.58
 ab.=1

4.7) Lecture presentations



n=3
 av.=2.67
 md=3
 dev.=0.58
 ab.=1

4.8) Class discussions



n=4
 av.=2.75
 md=3
 dev.=0.5

5. Comments:

- 5.1) Please identify what you perceive to be the real strengths and weaknesses of this teaching assistant and course.

No responses were submitted for this question.

Profile

Subunit: **ECON**
 Name of the instructor: **M.J. PALLEJA**
 Name of the course: **21F: ECON 102 DIS 1R: MACRO ECON THEORY**
 (Name of the survey)

Values used in the profile line: Mean

3. To What Extent Do You Feel That:

3.1) Teaching Assistant Knowledge - The T.A. was knowledgeable about the material.	Very Low or Never									Very High or Always	n=4	av.=9.00
3.2) Teaching Assistant Concern - The T.A. was concerned about student learning.	Very Low or Never									Very High or Always	n=4	av.=9.00
3.3) Organization - Section presentations were well prepared and organized.	Very Low or Never									Very High or Always	n=4	av.=9.00
3.4) Scope - The teaching assistant expanded on course ideas.	Very Low or Never									Very High or Always	n=4	av.=9.00
3.5) Interaction - Students felt welcome in seeking help in or outside of the class.	Very Low or Never									Very High or Always	n=4	av.=9.00
3.6) Communication Skills - The teaching assistant had good communication skills.	Very Low or Never									Very High or Always	n=4	av.=9.00
3.7) Value - The overall value of the sections justified your time and effort.	Very Low or Never									Very High or Always	n=4	av.=9.00
3.8) Overall - What is your overall rating of the teaching assistant?	Very Low or Never									Very High or Always	n=4	av.=9.00

4. Your View of Section Characteristics:

4.1) Difficulty (relative to other courses)	Low									High	n=4	av.=2.00
4.2) Workload/pace was	Too Slow									Too Much	n=4	av.=2.00
4.3) Integration of section with course was	Poor									Excellent	n=4	av.=2.75
4.4) Texts, required readings	Poor									Excellent	n=2	av.=2.50
4.5) Homework assignments	Poor									Excellent	n=3	av.=2.67
4.6) Graded materials, examinations	Poor									Excellent	n=3	av.=2.67
4.7) Lecture presentations	Poor									Excellent	n=3	av.=2.67
4.8) Class discussions	Poor									Excellent	n=4	av.=2.75