





**M.J. PALLEJA**  
**Evaluation of Instruction Program Report**  
 20W: ECON 1 QIZ 1I: PRIN OF ECONOMICS  
 No. of responses = 5  
 Enrollment = 19  
 Response Rate = 26.32%

1. Background Information:

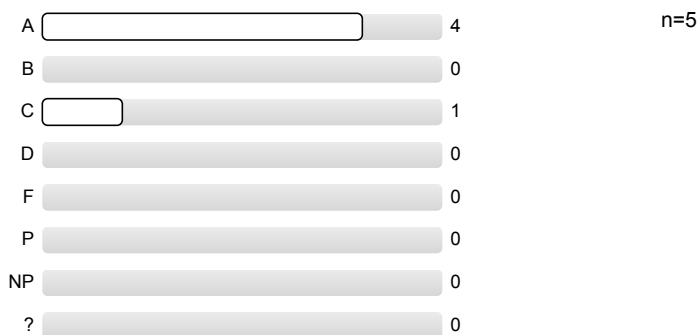
1.1) Year in School:




1.2) UCLA GPA:



1.3) Expected Grade:




1.4) What requirements does this course fulfill?




2. Preliminary Questions:


2.1) Approximately how many times did you attend the assigned section?



2.2) If you primarily attended a section that is not assigned to you, what was your primary reason for doing so?

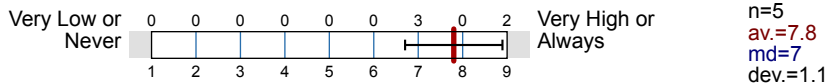


2.3) You saw the TA of the assigned section attending lectures.

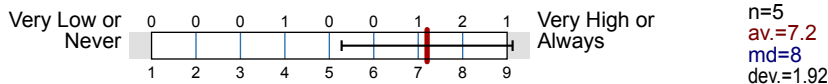


3. To What Extent Do You Feel That:

3.1) Teaching Assistant Knowledge - The T.A. was knowledgeable about the material.



3.2) Teaching Assistant Concern - The T.A. was concerned about student learning.

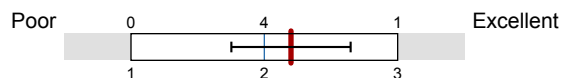


3.3)	Organization - Section presentations were well prepared and organized.		n=5 av.=7.8 md=8 dev.=0.84
3.4)	Scope - The teaching assistant expanded on course ideas.		n=5 av.=6.6 md=7 dev.=1.82
3.5)	Interaction - Students felt welcome in seeking help in or outside of the class.		n=5 av.=6.8 md=8 dev.=3.35
3.6)	Communication Skills - The teaching assistant had good communication skills.		n=5 av.=6.6 md=7 dev.=2.3
3.7)	Value - The overall value of the sections justified your time and effort.		n=5 av.=6 md=7 dev.=3.16
3.8)	Overall - What is your overall rating of the teaching assistant?		n=5 av.=7.4 md=8 dev.=1.52

4. Your View of Section Characteristics:

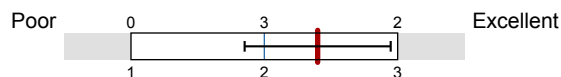
4.1)	Difficulty (relative to other courses)		n=5 av.=1.8 md=2 dev.=0.45
4.2)	Workload/pace was		n=5 av.=2 md=2 dev.=0
4.3)	Integration of section with course was		n=5 av.=2.2 md=2 dev.=0.45
4.4)	Texts, required readings		n=5 av.=2.2 md=2 dev.=0.45

## 4.5) Homework assignments



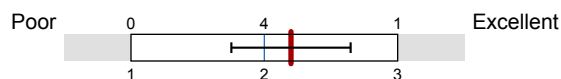
n=5  
 av.=2.2  
 md=2  
 dev.=0.45

## 4.6) Graded materials, examinations



n=5  
 av.=2.4  
 md=2  
 dev.=0.55

## 4.7) Lecture presentations



n=5  
 av.=2.2  
 md=2  
 dev.=0.45

## 4.8) Class discussions



n=5  
 av.=2.71  
 md=2  
 dev.=0.71

## 5. Comments:

5.1) Please identify what you perceive to be the real strengths and weaknesses of this teaching assistant and course.

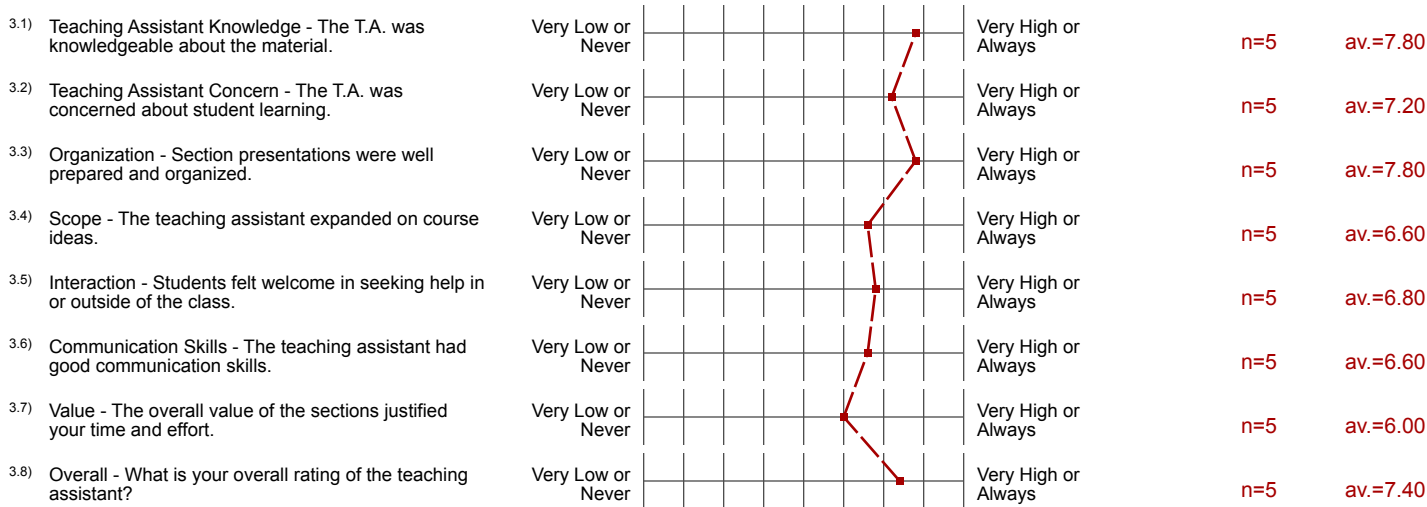
- I really liked how my TA took the time to answer questions in section and was willing to explain a problem in multiple ways. One thing that I would have liked to see was for him to schedule makeup sections since we missed a lot of sections due to holidays.
- This TA is extremely nice and is very willing to help students even though students are not responsive often times. He's probably not very fluent in English, but he works diligently to make the discussion section worth students' time. Thus, students understand the concept and the material he's teaching. Moreover, he knows his material well and he helps students review the material learned in class. It's nice to have a review especially for those who had to miss some lectures. He's often times funny, which made my mornings more interesting and enjoyable.
- Was able to specify and describe concepts that were presented in lecture.
- strengths- engaging, relatable, gives good examples, discussion sections are useful  
 weakness- none!
- strengths: knowledgeable of course material  
 weakness: it wouldn't have mattered if I was there or not, I felt like this discussion class was completely unnecessary.

# Profile

Subunit: **ECON**  
 Name of the instructor: **M.J. PALLEJA**  
 Name of the course: **20W: ECON 1 QIZ 11: PRIN OF ECONOMICS**  
 (Name of the survey)

Values used in the profile line: Mean

### 3. To What Extent Do You Feel That:



### 4. Your View of Section Characteristics:

