





M.J. PALLEJA
Evaluation of Instruction Program Report
 20S: ECON 1 QIZ 1E: PRIN OF ECONOMICS
 No. of responses = 5
 Enrollment = 13
 Response Rate = 38.46%

1. Background Information:

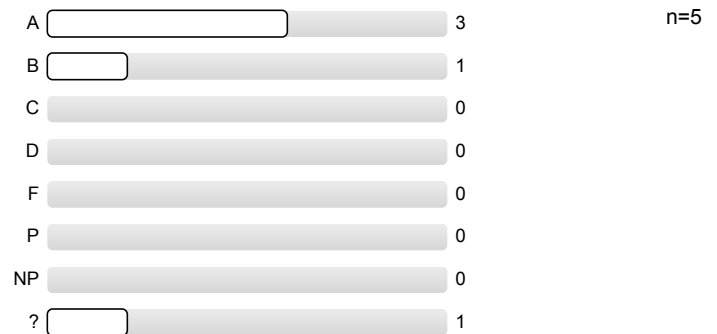
1.1) Year in School:




1.2) UCLA GPA:



1.3) Expected Grade:




1.4) What requirements does this course fulfill?




2. Preliminary Questions:

2.1) Approximately how many times did you attend the assigned section?



2.2) If you primarily attended a section that is not assigned to you, what was your primary reason for doing so?

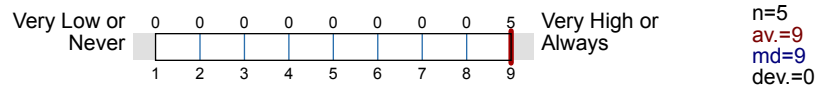


2.3) You saw the TA of the assigned section attending lectures.

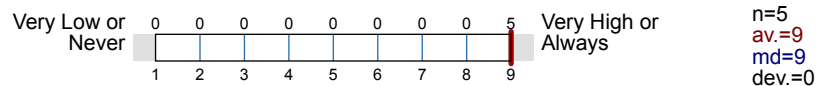


3. To What Extent Do You Feel That:

3.1) Teaching Assistant Knowledge - The T.A. was knowledgeable about the material.



3.2) Teaching Assistant Concern - The T.A. was concerned about student learning.

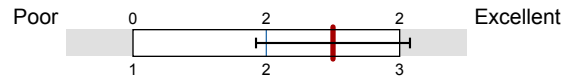


3.3)	Organization - Section presentations were well prepared and organized.		n=5 av.=9 md=9 dev.=0
3.4)	Scope - The teaching assistant expanded on course ideas.		n=5 av.=8.8 md=9 dev.=0.45
3.5)	Interaction - Students felt welcome in seeking help in or outside of the class.		n=5 av.=8.8 md=9 dev.=0.45
3.6)	Communication Skills - The teaching assistant had good communication skills.		n=5 av.=9 md=9 dev.=0
3.7)	Value - The overall value of the sections justified your time and effort.		n=5 av.=8.8 md=9 dev.=0.45
3.8)	Overall - What is your overall rating of the teaching assistant?		n=5 av.=9 md=9 dev.=0

4. Your View of Section Characteristics:

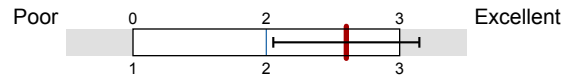
4.1)	Difficulty (relative to other courses)		n=5 av.=2 md=2 dev.=0
4.2)	Workload/pace was		n=5 av.=2 md=2 dev.=0
4.3)	Integration of section with course was		n=5 av.=2.4 md=2 dev.=0.55
4.4)	Texts, required readings		n=4 av.=2.5 md=2.5 dev.=0.58 ab.=1

4.5) Homework assignments



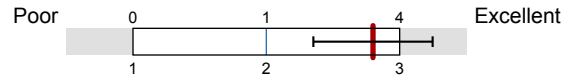
n=4
 av.=2.5
 md=2.5
 dev.=0.58
 ab.=1

4.6) Graded materials, examinations



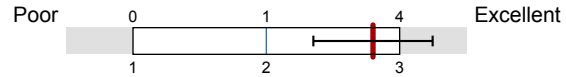
n=5
 av.=2.6
 md=3
 dev.=0.55

4.7) Lecture presentations



n=5
 av.=2.8
 md=3
 dev.=0.45

4.8) Class discussions



n=5
 av.=2.8
 md=3
 dev.=0.45

5. Comments:

5.1) Please identify what you perceive to be the real strengths and weaknesses of this teaching assistant and course.

- The strengths are he is very nice and friendly. He is willing to help people out and cares about everyone understanding the concepts.

Profile

Subunit: **ECON**
 Name of the instructor: **M.J. PALLEJA**
 Name of the course: **20S: ECON 1 QIZ 1E: PRIN OF ECONOMICS**
 (Name of the survey)

Values used in the profile line: Mean

3. To What Extent Do You Feel That:

Item	Very Low or Never	Very High or Always	n	av.
3.1) Teaching Assistant Knowledge - The T.A. was knowledgeable about the material.			n=5	av.=9.00
3.2) Teaching Assistant Concern - The T.A. was concerned about student learning.			n=5	av.=9.00
3.3) Organization - Section presentations were well prepared and organized.			n=5	av.=9.00
3.4) Scope - The teaching assistant expanded on course ideas.			n=5	av.=8.80
3.5) Interaction - Students felt welcome in seeking help in or outside of the class.			n=5	av.=8.80
3.6) Communication Skills - The teaching assistant had good communication skills.			n=5	av.=9.00
3.7) Value - The overall value of the sections justified your time and effort.			n=5	av.=8.80
3.8) Overall - What is your overall rating of the teaching assistant?			n=5	av.=9.00

4. Your View of Section Characteristics:

Item	Low / Too Slow / Poor	High / Too Much / Excellent	n	av.
4.1) Difficulty (relative to other courses)	Low	High	n=5	av.=2.00
4.2) Workload/pace was	Too Slow	Too Much	n=5	av.=2.00
4.3) Integration of section with course was	Poor	Excellent	n=5	av.=2.40
4.4) Texts, required readings	Poor	Excellent	n=4	av.=2.50
4.5) Homework assignments	Poor	Excellent	n=4	av.=2.50
4.6) Graded materials, examinations	Poor	Excellent	n=5	av.=2.60
4.7) Lecture presentations	Poor	Excellent	n=5	av.=2.80
4.8) Class discussions	Poor	Excellent	n=5	av.=2.80